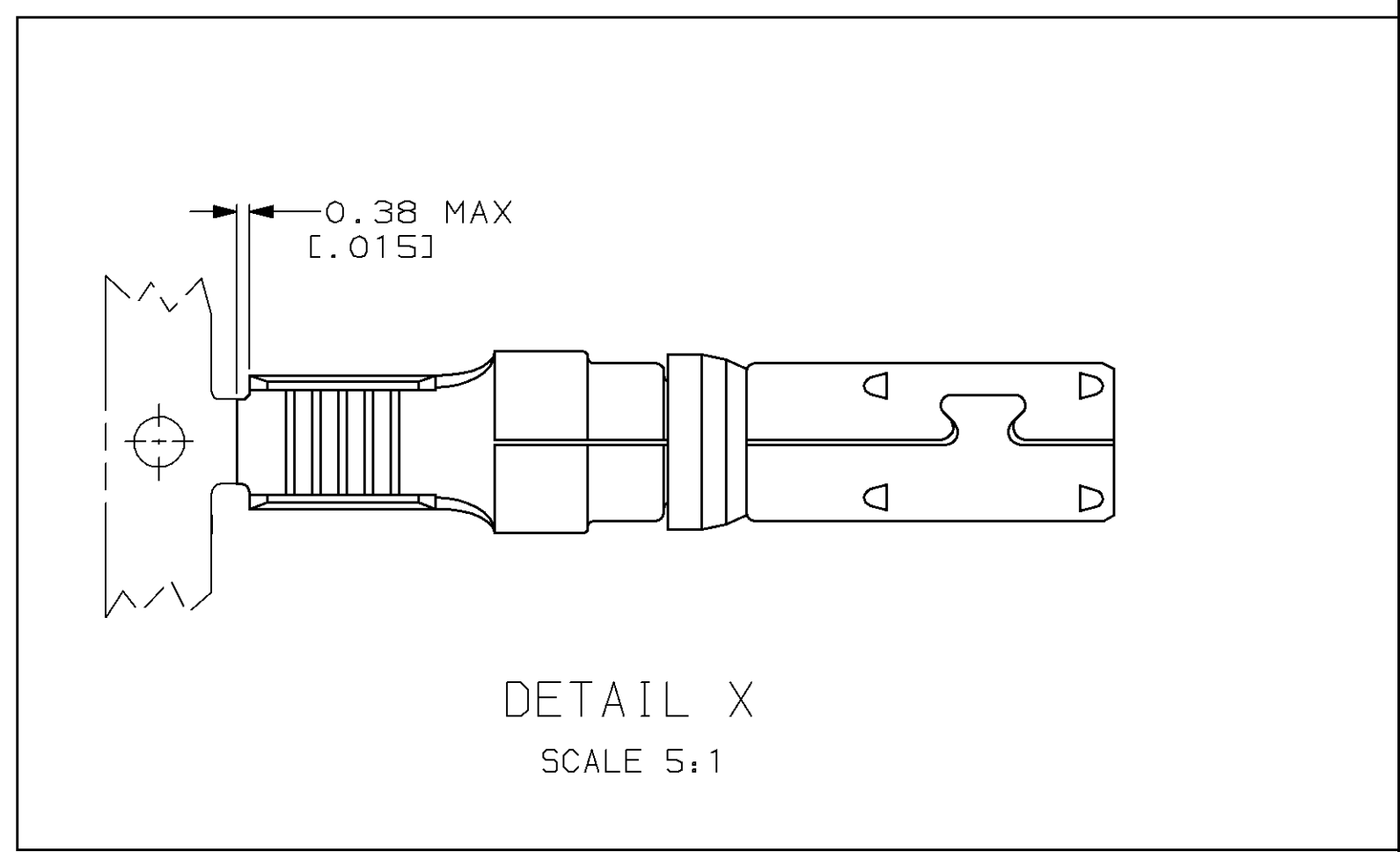
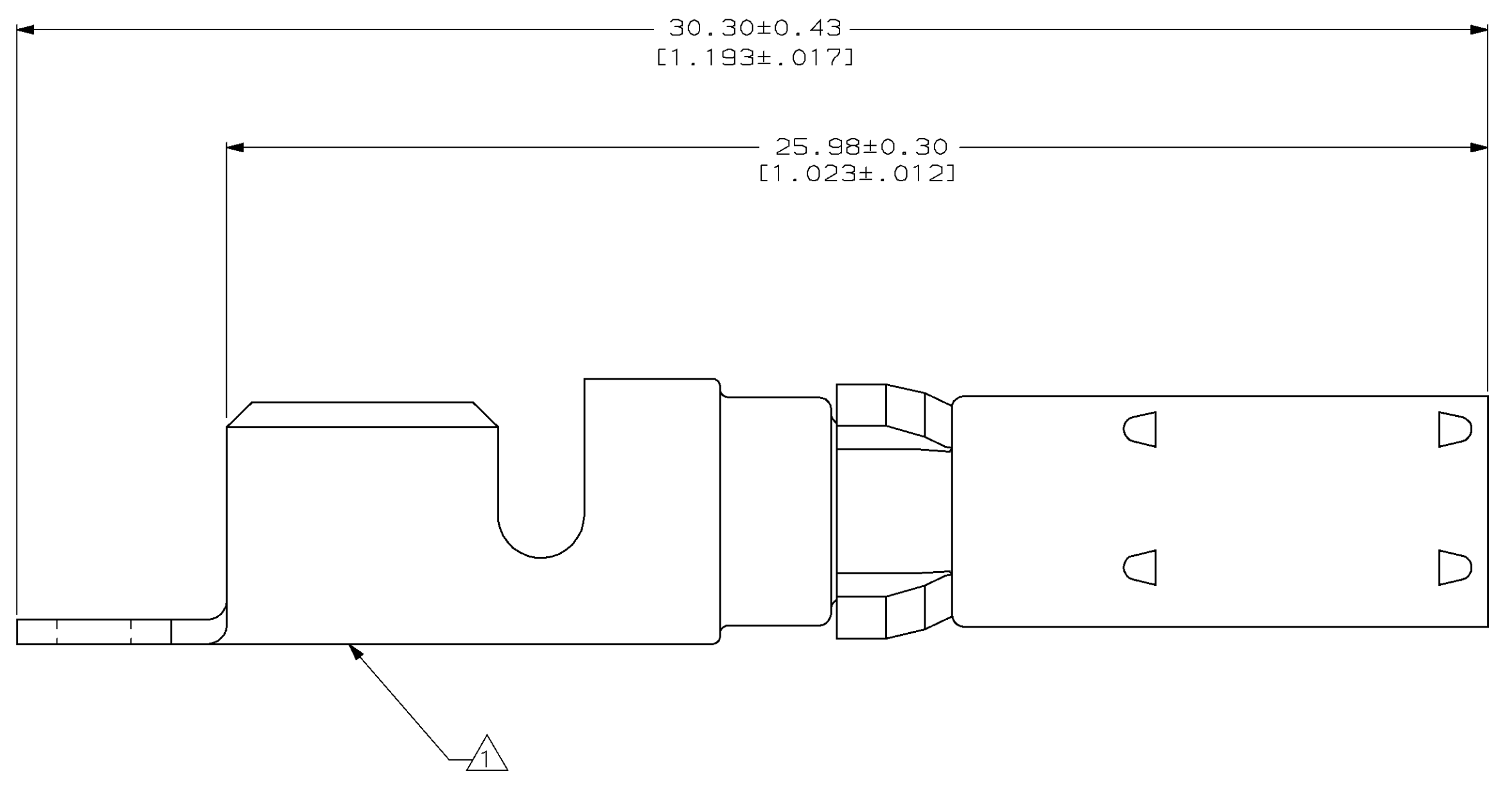
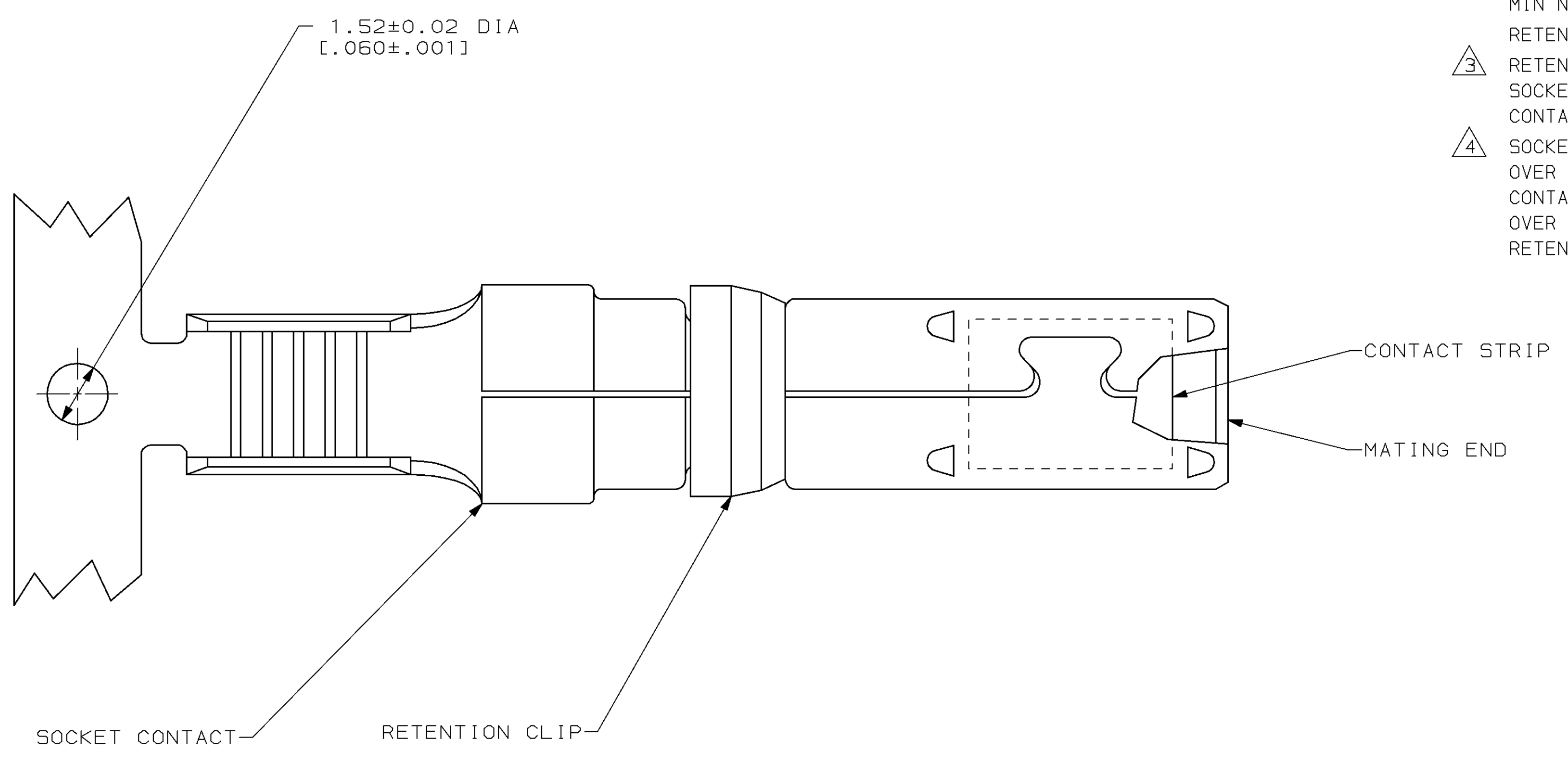


LOC	DIST	REVISIONS					
FT	13	P	LTR	DESCRIPTION	DATE	DWN	APVD
		0		RLSE -2,-4 PER NPR 4, WAS 95-5019-10	30 JUL 96	WGL	-
		A		ADDED -1,-3 PER EC 0320-73-97	21 MAR 97	CO	AF
		B		REV PER EC 0320-399-97	22 JAN 98	MB	RW

- ① WIRE SIZE AND AMP LOGO APPEAR ON OUTSIDE OF WIRE BARREL.
- ② SOCKET & STRIP CONTACT: 0.76μ [0.00030] MIN GOLD PER MIL-G-45204 ON CONTACT MATING END, GOLD FLASH ON REMAINDER, ALL OVER 1.27μm [0.00050] MIN NICKEL PER QQ-N-390.
- ③ RETENTION CLIP: 2.54μm [0.00100] MIN NICKEL PER QQ-N-290.
- ④ RETENTION CLIP: PHOSPHOR BRONZE PER QQ-B-750.
 SOCKET CONTACT: COPPER PER QQ-C-576.
 CONTACT STRIP: BERYLLIUM COPPER PER QQ-C-533.
- ⑤ SOCKET CONTACT: 1.27μm [0.00050] MIN SILVER PER QQ-S-365, ALL OVER 1.27μm [0.00050] MIN NICKEL PER QQ-N-290.
 CONTACT STRIP: 5.08μm [0.00200] MIN SILVER PER QQ-S-365, ALL OVER 1.02 μm [0.00040] MIN NICKEL PER QQ-N-290.
 RETENTION CLIP: 2.54μm [0.00100] MIN NICKEL PER QQ-N-290.



②	DETAIL X	213847-4
④	DETAIL X	213847-3
②	-	213847-2
④	-	213847-1
FINISH	LOOSE PIECE	PART NUMBER

<small>THIS DRAWING IS A CONTROLLED DOCUMENT FOR AMP INCORPORATED. IT IS SUBJECT TO CHANGE AND THE CONTROLLING ENGINEERING DEPARTMENT SHOULD BE CONTACTED FOR THE LATEST REVISION.</small>		DWN H. G. LENKER 30 JUL 96 CHK R. STONE 05 AUG 96 APVD G. STEINHAUER 06 AUG 96	AMP Incorporated Harrisburg, PA 17105-3508
DIMENSIONS: mm (INCHES)	TOLERANCES UNLESS OTHERWISE SPECIFIED: 0 PLC ±.01 1 PLC ±.02 2 PLC ±.03 3 PLC ±.04 4 PLC ±.05 ANGLES ±.5°	PRODUCT SPEC APPLICATION SPEC WEIGHT	NAME SOCKET CONTACT ASSEMBLY, 14-12 AWG, .125 POWERBAND
MATERIAL ③ SEE TABLE	FINISH SEE TABLE	SIZE A1	CAGE CODE 00779
CUSTOMER DRAWING		DRAWING NO 213847	SCALE 10:1 SHEET 1 OF 1 REV B